

Maritime Jobs Snapshot King William County, Virginia

Maritime Jobs = A Healthy Economy

In 2010, Maritime-related businesses provided NA of the total jobs in King William County. This represents a 0% increase in Maritime jobs since 2005. Nationwide, Maritime jobs represent double the number of jobs supported by agriculture.

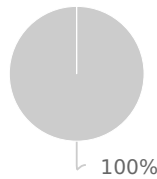
King William County Maritime jobs account for



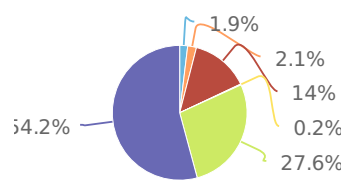
Maritime Jobs by Sector

Comparing King William County's Maritime sectors to the state and nation shows how local concerns may or may not coincide with state and national priorities.

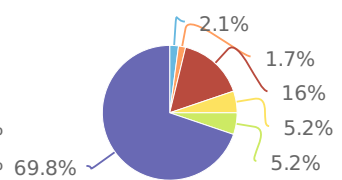
King William County



Virginia



Nation



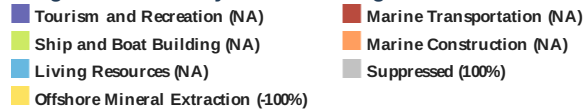
King William County Percentages



Job Trends

When making coastal management decisions, it is important to understand how the six sectors have changed over time.

King William County Percent Changes



% Change in Jobs



of Jobs Gained/Lost



County and National Wages

Higher local wages can be attractive to employees but a deterrent to new or expanding businesses. Managers should consider cost of living rates when making this comparison.

Average Wage Per Employee (2010)



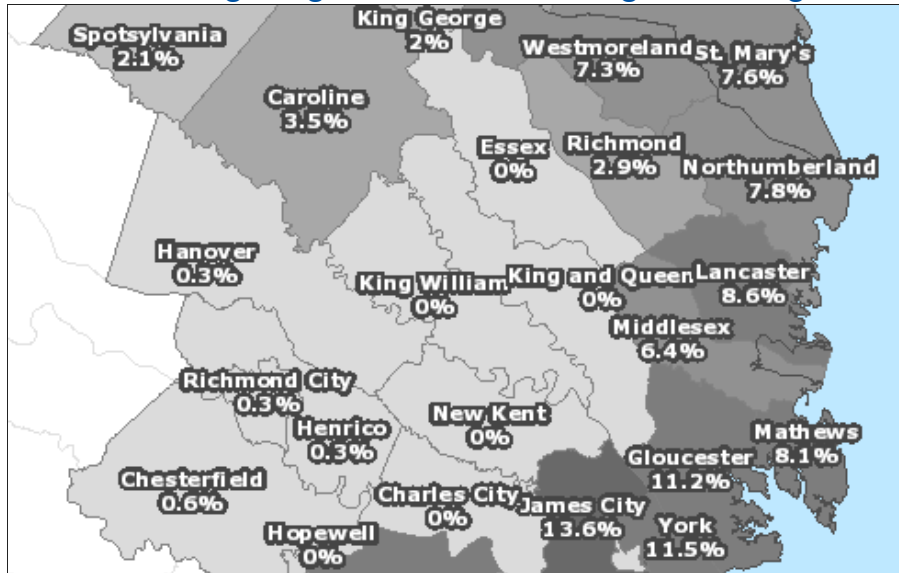
Impact of Part-time Workers

Average tourism wages can be smaller due to the high percentage of part-time workers, but total tourism wages are often among the highest because of the large number of people employed.

■ County ■ National

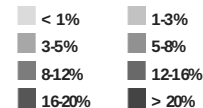


Understanding Neighbors Makes a Region Stronger



Knowing how neighboring communities depend on Maritime resources can be important when it comes to developing regional governance policies that benefit all. See the Coastal County Snapshots for nearby counties to better understand regional similarities and differences

Maritime Jobs as % of Total Jobs (2010)



Digging Deeper

This snapshot provides a good starting point, but there are aspects of the Maritime economy that are not captured in this analysis. Information to help fill these gaps is listed below.

Frequently Asked Questions (<http://www.csc.noaa.gov/snapshots/faq/ocean-jobs.pdf>)

Key Economic Sectors

Economic statistics that focus on employment, like those used in this snapshot, miss the contributions of the self-employed. However, the self-employed are an important part of some sectors, like commercial fishing. NOAA compiles a wide range of data on commercial fishing (<http://www.st.nmfs.noaa.gov/commercial-fisheries/index>) that more fully illustrates this sector's economic importance.

Values outside the Market

Because many of the natural features that make the coast attractive can be enjoyed at no cost, their value is not evident in the 'market' data (jobs, wages, etc.). However, independent studies have estimated these 'nonmarket' values (aesthetics, health, safety, etc.).

- State of the Coast (http://stateofthecoast.noaa.gov/coastal_economy/nonmarket.html)
- National Ocean Economics Program (<http://www.oceanomics.org/nonmarket/>)

Combining Data to Make Decisions

Combining information on market and nonmarket values to inform coastal management can be complicated. Below are a few resources that will assist in this task.

- General overview in laymen's terms (<http://www.ecosystemvaluation.org>)
- Developing and using information on nonmarket values (<http://www.hd.gov/HDdotGov/detail.jsp?ContentID=299>)
- Assessing trade-offs (http://www.elistore.org/Data/products/d19_03.pdf)

Additional Coastal Economic Resources

- HumanDimensions.gov (<http://www.hd.gov>)
- Introduction to Economics for Coastal Managers (<http://www.csc.noaa.gov/economics/>)

Data Source for This Snapshot

Economics: National Ocean Watch (ENOW) (<http://www.csc.noaa.gov/enow>). This 2010 data set provides ocean- and Great Lakes-related establishments, employment, and wages computed using the Bureau of Labor Statistics' Quarterly Census of Employment and Wages, and gross domestic product (GDP) data derived from state GDP statistics from the Bureau of Economic Analysis.